



Using Swimmingly: How to Check or Change Relay points of 5 to 7.

On deck before meet, using scorekeepers **iPad** in Swimmingly app, step thru the following graphics #1 thru #10. Must do #9 & #10 before starting meet!


1. Choose Scorekeeper in the Swimmingly App



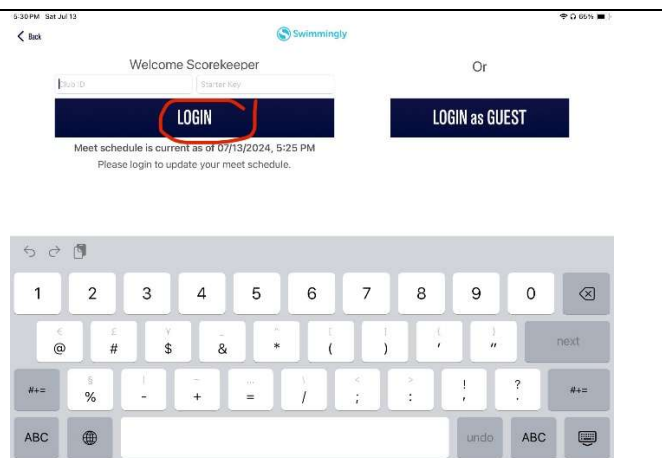
2. Choose Ready to Huddle



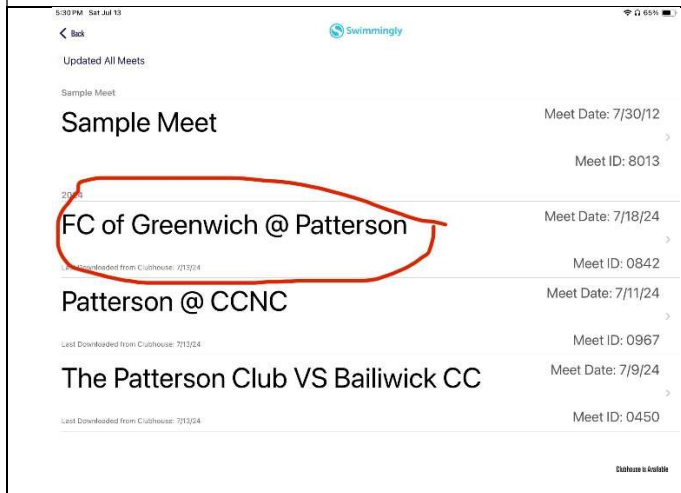
3. After reading the Comment (below), choose NEXT



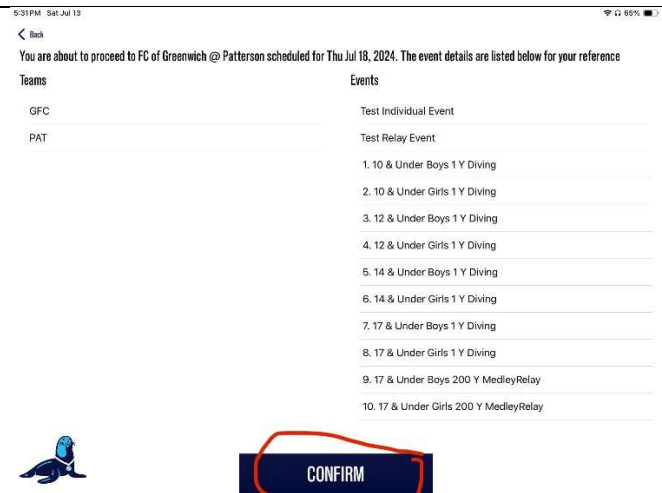
4. Choose LOGIN




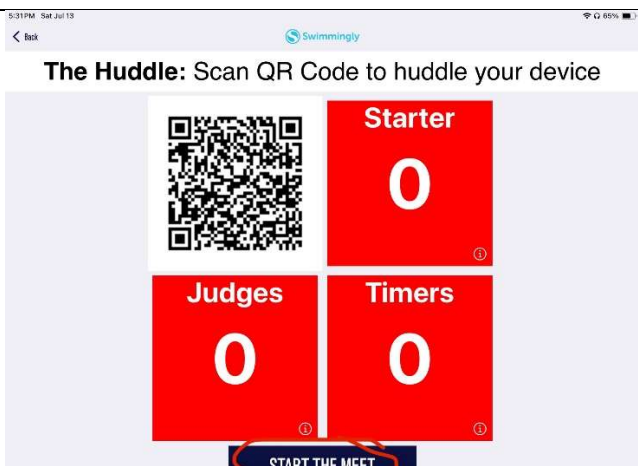
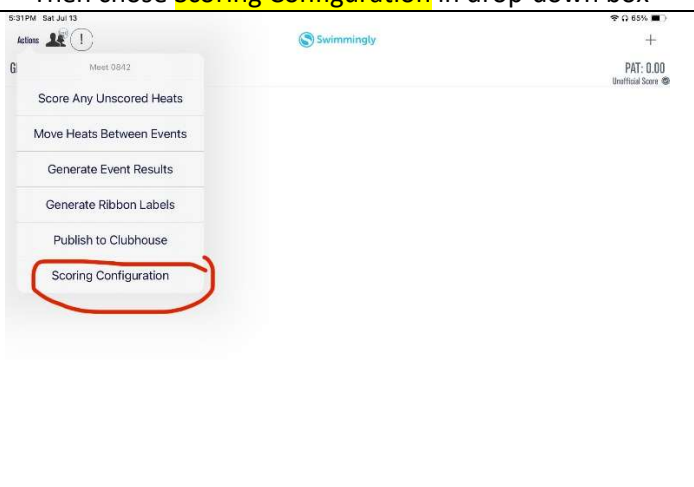
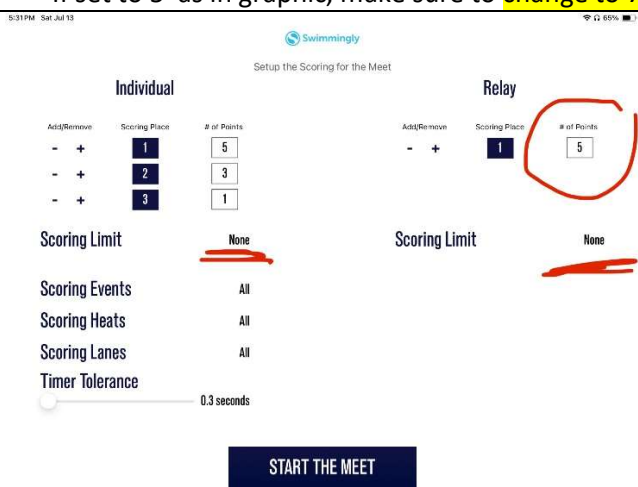
5. Choose Your Meet



6. Click CONFIRM



Using Swimmingly: How to Check or Change Relay points of 5 to 7.

<p>7. Proceed to HUDDLE</p> 	<p>8.</p> 
<p>9. Next choose Actions in upper left of window. Then chose Scoring Configuration in drop-down box</p> 	<p>10. Check the Relay Scoring Points: If set to 5 as in graphic, make sure to change to 7</p> 

ALTERNATIVE WAY: ONLY AVAILABLE TO USE IF ENTRIES NOT YET IN MEET>

If you have not yet finalized your next dual meet, when setting the events up: look at the 'dual meet' options for a normal dual meet (not Virtual)

If you cannot see the relay points in the lower part of the screen, choose Virtual Meet option and they should show up there.

In that Virtual meet panel, if relay points are set as 5 for Relay Winner, change it to 7, then go back to reset to normal dual meet (not virtual).